

Font Features for Awami Nastaliq

The Awami Nastaliq font includes a number of optional features that provide alternative rendering that might be preferable for use in some contexts. The chart below enumerates the details of these features. Whether these features are available to users will depend on both the application being used.

In LibreOffice 5.2+ (<http://www.libreoffice.org/download/>) you should first enable complex text layout. To do this, go to **Tools / Options / Language Settings / Languages** and then select **Enabled for complex text layout (CTL)**. This will allow you to select Right-to-Left for paragraphs.

In order to “turn on” a Font Feature in LibreOffice 5.2+, you must select the font and then type “:” followed by the feature ID, followed by “=” followed by the value. So, for example, you might select “Awami Nastaliq:hehk=0” to turn off the hook on the medial heh-goal.

If you wish to apply two (or more) features, you can separate them with an “&”. Thus, “Awami Nastaliq:hehk=0&hedo=1” would apply the “Hook on medial heh-goal” feature plus the “Initial heh doachashmee” feature.



In Mozilla Firefox, with Graphite rendering, features can be accessed using the appropriate CSS markup. A description of how to use the font features in Mozilla Firefox can be found here: http://scripts.sil.org/cms/scripts/page.php?site_id=projects&item_id=graphite_firefox#cf8a0574.

In XeTeX (TeXLive 2016+) the Feature Name must be used (not the Feature ID). The syntax is in the “Value” field. For example, if the initial round doachashmee is desired, the font selection should be “Awami Nastaliq/GR:Initial heh doachashmee=Round”.

Font features in Awami Nastaliq

Feature Name	Feature ID	Value	Test Sample
Hook on medial heh-goal (U+06C1, U+06C2)	hehk	0=False XeTeX: "Awami Nastaliq/GR::Hook on medial heh-goal=False"	بہب بہب
		1=True (default)	بہب بہب
Initial heh doachashmee (U+06BE)	hedo	0=Heart shape (default)	ھا
		1=Round XeTeX: "Awami Nastaliq/GR:Initial heh doachashmee=Round"	ھا
Lam with V (U+06B5)	lamv	0=V over stem (default)	لّ لّبلّبلّ
		1=V over bowl XeTeX: "Awami Nastaliq/GR:Lam with V=V over bowl"	لّ لّبلّبلّ



Full stop (U+06D4)	cv85	0=Dash (default)	حججـ
		1=Dot XeTeX: "Awami Nastaliq/GR:Full stop=Dot"	حجججـ
Punctuation (U+0021, U+0022, U+0027, U+0028, U+0029, U+002A, U+002B, U+002D, U+002F, U+003A, U+003C, U+003D, U+003E, U+005B, U+005C, U+005D, U+007B, U+007C, U+007D, U+00AB, U+00AD, U+00B1, U+00B7, U+00BB, U+00D7, U+2004, U+2010, U+2011, U+2012, U+2013, U+2014, U+2015, U+2018, U+2019, U+201A, U+201C, U+201D, U+201E, U+2022, U+2025, U+2026, U+2027, U+2030, U+2039, U+203A, U+2212, U+2219)	punc	0=Default – uses Arabic-style punctuation for right-to-left segments and Latin-style for left-to-right segments	<p>[\] < = > : / - + * () ' " !</p> <p>, ‘ ———— × « · ± » { }</p> <p>· - () % 0 0 · • , , ” “ ,</p> <p>! " ' () * + - / : < = ></p> <p>[\] { } « ± · » × ———</p> <p>— — “ ” , “ ” , , • • % 0 0 <</p> <p>> - ·</p>

		1=Arabic XeTeX: "Awami Nastaliq/GR:Punctuation=Arabic"	! " ' () * + - / : < = > [\] { } « ± · » × ----- ‘ ’ , “ ” „ • … … • ‰ ‹ ›
		2=Latin XeTeX: "Awami Nastaliq/GR:Punctuation=Latin"	< = > : / - + * () ' " ! ----- × « · ± » { } [\] › ‰ • … … • „ ” “ , ’ ‘ — — · - ‹
Sukun/jazm (U+0652)	cv78	1=Open down (default)	
		2=Open left XeTeX: "Awami Nastaliq/GR:Sukun/jazm=Open left"	

<p>Hamza (U+0621, U+0623, U+0624, U+0625, U+0674, U+0675, U+0676, U+0681, U+06C2, U+06D3)</p>	<p>hamz</p>	<p>0=Urdu style (default)</p>	<p>ء ا و ب و ا ء ب ء ا ر ب ر ح ب ح ب ب ب</p>
		<p>1=Arabic style XeTeX: "Awami Nastaliq/GR:Hamza=Arabic style"</p>	<p>ء ا و ب و ا ء ب ء ا ر ب ر ح ب ح ب ب ب</p>

Word spacing	wdsp	0=Extra tight	کیوں جو انسانی حقوق کنوں
		1=Tight XeTeX: "Awami Nastaliq/GR:Word spacing=Tight"	کیوں جو انسانی حقوق کنوں
		2=Medium (default) XeTeX: "Awami Nastaliq/GR:Word spacing=Medium"	کیوں جو انسانی حقوق کنوں
		3=Wide XeTeX: "Awami Nastaliq/GR:Word spacing=Wide"	کیوں جو انسانی حقوق کنوں
		4=Extra wide XeTeX: "Awami Nastaliq/GR:Word spacing=Extra wide"	کیوں جو انسانی حقوق کنوں

Short forms (kafs & gafs: U+06A9, U+06AF, U+0643, U+06B1, U+06B3, U+06AB, U+06B0; finals: U+06CC, U+0633, U+0642, U+0644, U+0645, U+0646, U+06B5, U+06D0, U+0626, U+06CE, U+06BA, U+06BB, U+06B9, U+0768, U+0769)	shrt	0=None (default)	دیکھتی کنسلٹنٹس نگھنے تکمیل
		1=Kafs and gafs XeTeX: "Awami Nastaliq/GR:Short forms=Kafs and gafs"	دیکھتی کنسلٹنٹس نگھنے تکمیل
		2=Finals XeTeX: "Awami Nastaliq/GR:Short forms=Finals"	دیکھتی کنسلٹنٹس نگھنے تکمیل
		3=All XeTeX: "Awami Nastaliq/GR:Short forms=All"	دیکھتی کنسلٹنٹس نگھنے تکمیل
Collision avoidance	agca	0=Off XeTeX: "Awami Nastaliq/GR:Collision avoidance=Off"	پیٹی آہجیل تحریر
		1=Kern only XeTeX: "Awami Nastaliq/GR:Collision avoidance=Kern only"	پیٹی آہجیل تحریر
		2=Not implemented	
		3=On (default)	پیٹی آہجیل تحریر

Small nuqtas	snuq	0=Off (default)	
		1=On XeTeX: "Awami Nastaliq/GR:Small nuqtas=On"	

End of Ayah and Subtending Marks

This is not technically a feature, but we find it useful to demonstrate the use of these characters.

Firefox allows you to use U+06DD followed by the digits and proper rendering occurs. Some applications require the following:

- precede the entire sequence (subtending mark plus following digits) with 202D LEFT-TO-RIGHT OVERRIDE
- follow the entire sequence with U+202C POP DIRECTIONAL FORMATTING.

Surrounding the sequence with U+202D and U+202C seems to give the most reliable results in different browsers.

Character

Sample

U+06DD ARABIC END OF AYAH

(U+202D U+06DD U+06F1 U+06F2 U+06F3 U+202C)

ب ۱ ۲ ۳ ب

U+0600 ARABIC NUMBER SIGN

(U+202D U+0600 U+06F1 U+06F2 U+06F3 U+202C)

ب ۱ ۲ ۳ ب

U+0601 ARABIC SIGN SANAH (year)

(U+202D U+0601 U+06F1 U+06F2 U+06F3 U+202C)

ب ۱۹۳۲ ب

U+0602 ARABIC FOOTNOTE MARKER

(U+202D U+0602 U+06F1 U+06F2 U+202C)

ب ۲ ب

U+0603 ARABIC SIGN SAFHA (page)

(U+202D U+0603 U+06F1 U+06F2 U+06F3 U+202C)

ب ۱۲۳ ب